

# Print version

## Step 1

Print this A5 page.

## Step 2

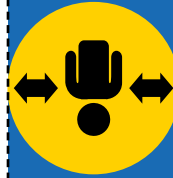
Cut along the long dashed line.

## Step 3

Fold along the short dotted line.

## Step 4

Take with you when you are going anywhere.



Fold here

Cut along here

Be kind.  
Keep your distance.  
Thank you for  
understanding.

I am exempt  
from wearing  
a face  
covering.



# Print version

## Step 1

Print this A5 page.

## Step 2

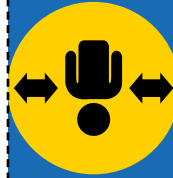
Cut along the long dashed line.

## Step 3

Fold along the short dotted line.

## Step 4

Take with you when you are going anywhere.



Thank you for  
understanding.

Keep your distance.

Be kind.

Fold here

Cut along here

Please remove  
your face  
covering so I can  
understand you  
better.



# Print version

## Step 1

Print this A5 page.

## Step 2

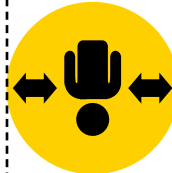
Cut along the long dashed line.

## Step 3

Fold along the short dotted line.

## Step 4

Take with you when you are going anywhere.



Thank you for  
understanding.

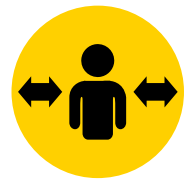
Keep your distance.

Be kind.

Fold here

Cut along here

I am exempt  
from wearing  
a face  
covering.



# Print version

## Step 1

Print this A5 page.

## Step 2

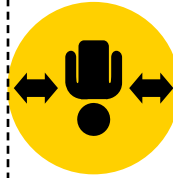
Cut along the long dashed line.

## Step 3

Fold along the short dotted line.

## Step 4

Take with you when you are going anywhere.



Thank you for  
understanding.

Keep your distance.

Be kind.

Fold here

Cut along here

Please remove  
your face  
covering so I can  
understand you  
better.

